

ENDURE PATIO DOORS



— ENDURE™ —  
**PATIO DOORS**  
STUNNING ENERGY EFFICIENCY

# THE PROFESSIONAL WAY

ProVia® has developed a competitive position by catering to a niche market that demands a high degree of customization coupled with superior quality. You will find attention to detail is what our customers have come to appreciate and expect from us. We're crafting your products to last a lifetime, and building our company to continue for generations... that's **The Professional Way**.

**MULTI  
TIME**

Partner of the  
Year Award



**90%+**

of Windows and Doors  
are ENERGY STAR®  
Certified

Serving  
alongside



**DOORS | WINDOWS | SIDING | STONE | ROOFING**



6 Facilities in the United States

**1,600+**

Associates Nationwide

OUR MISSION  
**TO SERVE  
BY CARING FOR  
DETAILS**  
IN WAYS OTHERS WON'T

Doing Business Since

**1977**

**19**

Core Values

**200+**

Metric Tons of CO<sup>2</sup>  
Saved Annually

**1,900+**

Tons of metals, paper, glass and vinyl  
recycled annually at ProVia facilities

Visit [provia.com](http://provia.com) to explore all of our products and options or  
download the app.





### INDUSTRY ASSOCIATION

ProVia is a proud member of the Window & Door Manufacturers Association, which promotes the standards of excellence in the residential window and door industry, and advances these standards among industry businesses with resources designed to provide greater value for their customers.



### ACCREDITATION AND TESTING

ProVia's products are voluntarily third party tested and rated in several energy performance categories through the National Fenestration Rating Council and meet or exceed standards governed by the American Architectural Manufacturers Association.



### ENERGY STAR®

ProVia manufactures energy efficient products and exercises environmental stewardship by recycling, reducing pollution emissions and much more. In fact, our company has received repeated awards from the Environmental Protection Agency such as Partner of the Year - Sustained Excellence for outstanding efforts in energy savings.

## TABLE OF CONTENTS

Why Choose Vinyl.....	3
Features.....	4
Screen Mesh.....	7
Color Options.....	9
Painted Exterior.....	10
Hardware Finishes.....	12
Glass Packages.....	14
Privacy and Tint Glass.....	15
Internal Grids.....	16
Internal Blinds.....	17
Inspirations™ Art Glass.....	18
Discover More.....	20



Sandstone 2-Lite Patio Door with Aged Bronze Hardware



# WHY CHOOSE VINYL?

## YOUR VERSATILE PATIO DOOR SOLUTION

Endure™ patio doors are constructed of an exclusive PVC formula, consisting of a unique mixture of resin and additives. A vinyl extrusion ensures long-lasting color retention and low maintenance, plus the added confidence of a warranty against rotting, cracking, pitting, corroding and peeling. The PVC formula gives the Endure patio door a very durable and rigid frame. The Endure patio door is truly a unique product, offering both solid vinyl and woodgrain laminate colors to suit your needs.

Customize your patio door by choosing the size, number of panels, interior and exterior colors, hardware finish and glass package. The design options are virtually endless!

## WHAT TO EXPECT WITH YOUR ENDURE PATIO DOOR

Galvanized Steel Reinforced Panels and Sill

FineLine™ Technology Welded Corners (Standard on Laminated or Painted Units)

Patented Water Drainage System

Multi-Chamber Profiles with Neopor® Insulation

Patented Sliding System with 4 Adjustable 1" Wheels per Panel

Top-Hung Aluminum Screen Frame with BetterVue® Fiberglass Mesh

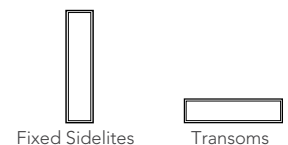
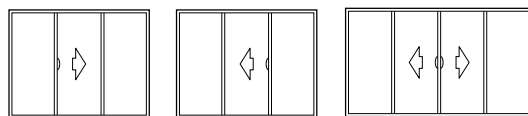
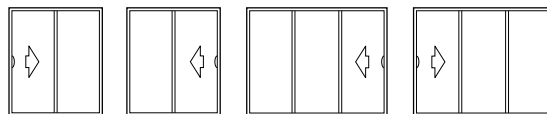
Spring-Loaded Screen Latch System Automatically Engages Upon Closing

Proprietary AccuVent™ Allows Multiple Venting Options

Perfectly Interlocking Fixed and Mobile Panel Rails

## A PATIO DOOR TO FIT YOUR HOME

Two, Three or Four Panel Options



**LIFETIME**  
— LIMITED WARRANTY —

# UNDERSTANDING YOUR PATIO DOOR FEATURES

## ACCUVENT™

AccuVent is ProVia's® proprietary design featuring a two-part interconnecting system at the sash rail and a ratcheting option at the top of the patio frame giving you multiple venting options. This will be standard on your Endure™ patio door.



Available in White, Beige, Sandstone and Bronze



AccuVent has a clean, sophisticated look with an ergonomic finger-tipped lever designed for ease of use. Sash Latch cover available in White, Beige, Sandstone and Bronze. Sash Latch is available in black only.



## FOOTLOCK (OPTIONAL)



Choose a footlock if multiple venting options are not needed, but you would like additional security.

## FINELINE™ TECHNOLOGY

### GIVE YOUR PATIO DOOR A WHOLE NEW LOOK

Endure patio doors feature an innovative welding process called FineLine Technology. A FineLine welded corner is aesthetically more appealing than a traditional welded corner, as shown in the images on this page.

FineLine will be standard on any laminated or painted patio door unit and is an option on white, beige and sandstone Endure patio doors.



Welded Corners with FineLine



Welded Corner without FineLine

## INSULATION

### Neopor®

Neopor is a graphite polystyrene rigid foam insulation that gives maximum efficiency and sustainability in building products. It is comprised of many small pockets of air within a polymer matrix containing graphite. The graphite reflects radiant heat energy like a mirror, increasing the material's resistance to the flow of heat, or R-value.

ProVia® uses Neopor insulation in certain vinyl extrusion cavities for even greater performance. Therefore, you can rest assured both the window frame and sash, along with the Neopor insulation are effectively regulating the temperature inside your home.




## WEATHERSTRIPPING

Weatherstripping is a very important part of preventing air from coming into your home. ProVia's patio doors have weatherstripping on the frame and sash, ensuring you get a good seal at the important locations where air could pass through.

### Bulb Seal

Bulb seals are seamless closed-cell compression seals that prevent water from penetrating the foam cell structure. Its extruded skin provides a unique UV resistant barrier with design features that enhance the weatherstrip's sealing performance.



### Barrier-Fin

Seal woven and extruded pile weatherstripping with fin provides a very effective barrier against air, water, dust and noise, sealing against even and uneven surfaces with resistance to abrasion.

## TEST SPECIFICATIONS

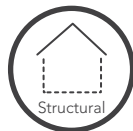
### Endure Patio Door 71" x 82"



AAMA/WDMA/CSA 101/1.S.2/A440-08  
par. 5.3.2.2 & ASTM-E283-04  
**0.04 cfm/ft<sup>2</sup>**



AAMA/WDMA/CSA 101/1.S.2/A440-08  
par. 5.3.3.2 & ASTM-E547-00  
**9.00 psf**



AAMA/WDMA/CSA 101/1.S.2/A440-08  
par. 5.3.4.3 & ASTM-E330-02  
**R-DP55 148 mph**

Test data is a result of sizes shown, configurations and lab conditions of a certified independent third party laboratory.

Please reference the Window & Patio Door Technical Specifications Brochure for testing data on other window types.



# YOUR SCREEN MESH OPTIONS

## STANDARD

### Top Hung Aluminum Screen with BetterVue® Fiberglass Mesh

BetterVue screen mesh is very durable and flame retardant, providing an enhanced view, increased insect protection and improved airflow.

This screen mesh features Phifer's® Water Shed Technology™, which preserves optical clarity by shedding water and resisting dirt and grime. The Water Shed Technology features a hydrophobic coating that will not wash off, which allows the screen to shed water and debris from a rainstorm or garden hose. This means your screen virtually eliminates window panning, a process by which the water fills the open squares in the screen.




## OTHER OPTIONS

### SeeVue® Stainless Steel Screen

Much stronger than the standard insect screen, this stainless steel screen is excellent for window applications. It is black coated for improved visibility and allows superior airflow.

Aluminum and Heavy Duty Fiberglass Screen Mesh also available.



BetterVue

Heavy Duty

SeeVue

Aluminum

Images above are up-close shots of the different types of screen mesh. When viewed from further away, the mesh is not as noticeable.

## SCREEN FEATURES



Exterior Screen Handle



Interior Screen Handle With Lock

Spring-loaded latch system automatically engages upon closing with its interior locking feature.



Suspended by ball bearing rollers, this top-hung heavy-duty aluminum screen frame reduces binding, creating effortless operation.



Sandstone 2-Lite Patio Door with Aged Bronze Hardware

# CHOOSE YOUR COLORS

Endure™ patio doors are available in appealing woodgrain interior colors, along with four popular exterior vinyl colors.

**Vinyl Patio Door Colors**

Exterior  
Interior

White  
White

White  
Classic Oak

White  
Dark Oak

White  
Traditional Cherry

Beige  
Beige

Beige  
White Woodgrain

Beige  
Classic Oak

Beige  
Dark Oak

Beige  
Traditional Cherry

Sandstone  
Sandstone

Sandstone  
White Woodgrain

Sandstone  
Classic Oak

Sandstone  
Dark Oak

Sandstone  
Traditional Cherry

Classic Bronze  
White

Classic Bronze  
Classic Bronze

Classic Bronze  
Dark Oak

Classic Bronze  
Traditional Cherry

Classic Oak, Dark Oak, Traditional Cherry, White Woodgrain and Classic Bronze are laminated options.

*Always refer to our color selector for accurate color representation.*

## TUFTEX Smooth Cladding Colors

Aluminum trim coil with mar-resistant smooth finish

White

Beige

Sandstone

Classic Bronze



# UPGRADE TO A PAINTED EXTERIOR

Complement the exterior of your home with a painted patio door to give your house a distinctive look. Choose from one of ProVia's® standard paint colors (shown below), refer to the Color Lookbook for additional trending color options, or use your imagination and custom-match any color of your choice.

The factory-applied paint finish maintains long-lasting color due to its exceptional UV and heat reflective properties. Choosing to paint the exterior of your patio door means no worry of peeling, flaking or blistering.

*Paint finish will have a 15-year warranty. If you choose a painted exterior, allow for additional lead time.*

## Exterior Paint Finish Options



*Always refer to our color selector for accurate color representation.*

## Custom-Matched Paint Colors



### How to Order Custom Painted Patio Doors

1. Visit a Sherwin Williams paint store and select a paint color of your choice.
2. Specify the selected color name and paint number from the paint color swatch at the time of order.

### OR

1. Provide your dealer with three 3" x 3" samples of the selected color for ProVia® to match.

*Color match fee applies.*

**See the Color Lookbook for more exterior paint color options.**



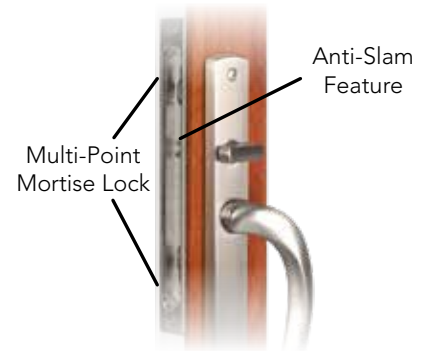


Coal Black Painted Exterior

# SELECT YOUR HARDWARE FINISH

Endure™ patio doors come standard with Multi-Point Mortise Lock hardware.

The Schlage® C Keyway on all keyed locking handles allow a single key entry for the entire house.



## SIGNATURE HARDWARE

### Standard Finishes

without Keylock. May upgrade to Keylock



### Decorative Finishes

with Keylock



### MODERN HARDWARE

with Keylock



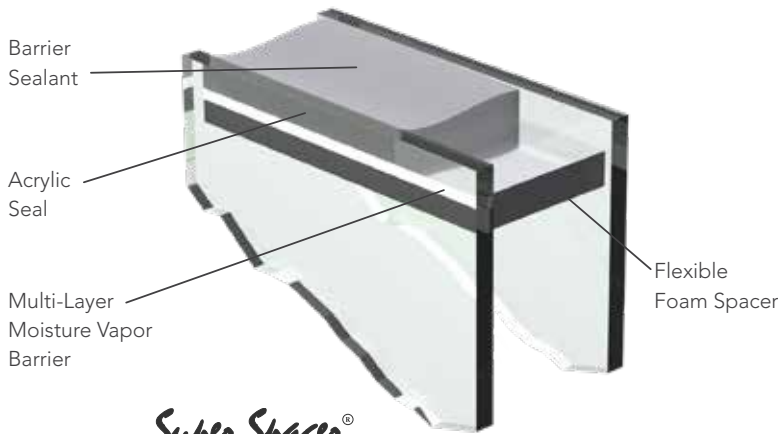
Signature keyed hardware also available with White interior and Beige, Sandstone, Black or Aged Bronze exterior.



# WHICH GLASS PACKAGE IS RIGHT FOR YOU?

FEATURING COMFORTECH™ WARM EDGE GLAZING SYSTEM

Most of your patio door is glass. That's why we use the ComforTech Warm Edge Glazing System featuring SuperSpacer® on all Endure™ patio doors. This gives you reduced heat loss, warmer glass temperature and reduced interior condensation. The ComforTech system products have passed stringent testing and are IG Certified to ensure seals are durable and will not




**Super Spacer®**  
Reverse dual seal technology



## The No-Metal Advantage

Thermal efficiency through no presence of conductive metals.



## Mylar 10-Layer Vapor Barrier

Moisture is kept out, gas is kept in and conductivity is virtually nonexistent.



## Lasting Appearance

Stands up to the natural bending and bowing from temperature changes, barometric pressure and wind load.



## Enhanced Noise Reduction

Excellent sound dampening properties reduce outside noise, even in industrial environments.

## WHAT'S THE DIFFERENCE?

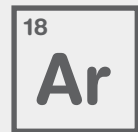
### Krypton Gas

Inert to glass coatings, heat and spacers, krypton gas has the lowest conductivity of any gas used and raises the inner glazing temperature. This gas performs well in small chambers, making it the best choice for triple-glazed glass packages.

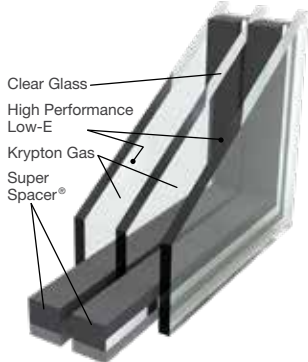


### Argon Gas

Chemically inert to UV radiation, argon gas insulates better than air. It is sunlight stable, non-corrosive and non-toxic, making it the best choice for double-glazed glass packages.

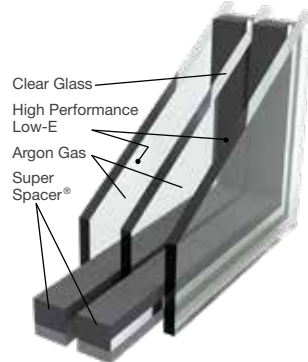


### ComforTech™ TLK-UV



R-Value of 10

### ComforTech™ TLA-UV



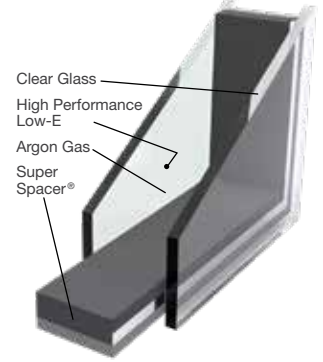
R-Value of 7

### ComforTech™ DLA-UV-HC



R-Value of 5

### ComforTech™ DLA-UV



R-Value of 4



# ADD EXTRA PRIVACY AND TINT TO YOUR PATIO DOOR

## Privacy Options

Choose from five different types of glass if you need light to filter in, yet want to maintain privacy. These glass styles look great in rooms where privacy is important. Regardless of where it is used, privacy glass reduces the likelihood of needing extra window coverings.



**CHINCHILLA**



**TAFFETA**



**WATERFALL**



**GLUECHIP**



**OBSCURE PEBBLE**

*Actual privacy levels will vary depending on your distance from the glass and also the amount of light in the room in comparison to the light outside your home. For extra privacy, choose two panes of privacy glass, rather than just one.*

## Tint Options

Tinted glass can help reduce UV transmittance, solar heat gain and glare. Tinted glass options can give a room a whole new look, providing its own unique set of benefits. Be sure to choose the right one for your home.



**Clear Glass**



**Bronze**

High visible light transmittance  
Warm glow to interior décors  
Complements brick and stone  
Ultraviolet light protection



**Green**

Subdues interior brightness  
High visible light transmittance



**Gray**

Excellent glare control  
Exceptional protection against interior fabric and color fading  
Ultraviolet light protection



**Blue**

Low shading coefficient  
High visible light transmittance  
Solar performance (reduces solar heat gain)

# STYLE YOUR PATIO DOOR WITH GRIDS

The style of grids you choose can make a big impact on your home's appearance. You can choose from several internal grid patterns including variations of Cottage, Colonial and Prairie styles.



Flat, Colonial Style Internal Grids



Contoured



Flat



V-Groove



Cottage



Colonial



Prairie



## Double Glazed Glass

Internal grids with double glazed glass are placed between two panes of glass.



## Triple Glazed Glass

Internal grids with triple glazed glass are placed between two glass panes with the added efficiency of a third pane.

# ADD INTERNAL BLINDS

If cleaning dusty blinds makes you cringe, be sure to add internal blinds to your patio door. These blinds are made with sturdy aluminum and are custom-fit to the exact dimensions of each patio door.

Internal blinds can be lifted up, or simply tilted, depending on your lighting and privacy needs.




Interior View of Blinds with Operator

Colored internal blinds will have one operator that lifts and tilts (as shown above).



White internal blinds will have two operators (as shown above).

Complement the interior of your home with one of five colors:



Internal blinds come with a **10-year Limited Warranty**.

Blind slats are 1/2" wide.

Allow for additional lead time on your patio door order.

Not available in 50" x 80" or 96" x 80" sizes.

Blinds and grids not available together.



Blinds with Low-E on surfaces 2 and 4 are ENERGY STAR® Certified nationwide.

# IMAGINE THE POSSIBILITIES

WITH INSPIRATIONS™ ART GLASS

Inspirations Art Glass allows you to do just what the name suggests, let your patio doors reflect the inspiration of your imagination with your choice of design and color.

Ask to see our Inspirations Art Glass brochure for available styles and color options, visit [provia.com](http://provia.com) or use the ProVia app to create custom color palettes and design your dream patio door.

*All Inspirations Art Glass requires additional lead time.*





*1. Resin bead applied*



*2. Color fill added*



*3. Finished product*

# DISCOVER MORE

## WEBSITE

ProVia.com makes it easy to explore and compare numerous door, window, siding, stone or roofing options in a straightforward, interactive way. Configure a door or window, visualize products on your home, explore color palettes, and learn about different architectural styles—all from our innovative Design Center. Save your favorite products, colors, photos or ideas throughout the site into your own ProVia portfolio for reference any time and share them across your favorite social media platforms. ▶

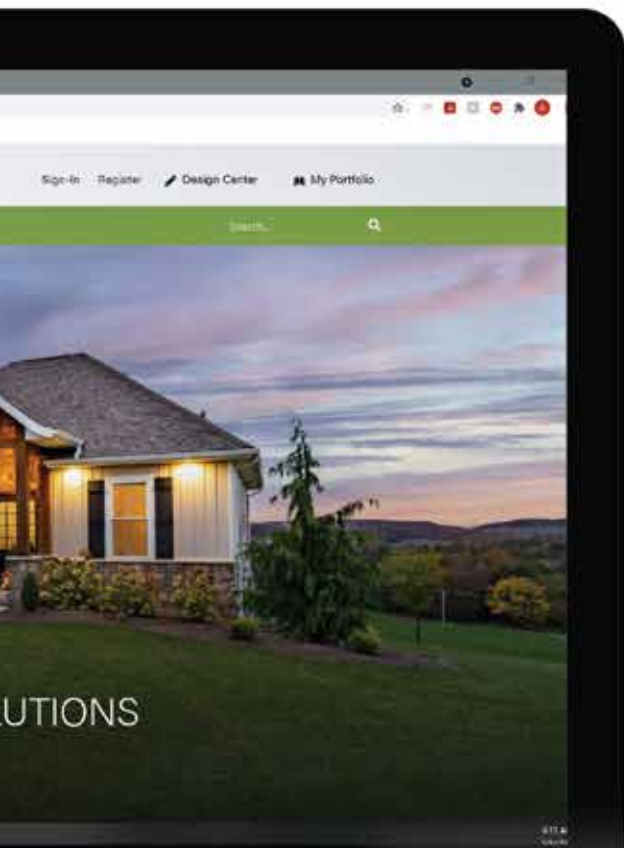
## VISUALIZER

Let your imagination run free with this exterior home design tool. Select from a library of existing home styles or upload a photo of your own home.

In a few easy steps, update your siding color, add stone or metal roofing, configure windows, or create a one-of-a-kind entry door system.

Looking for professionally inspired color and product palettes? Apply one of our pre-selected Designer Collections to create a curb-appealing look. ▾





## APP

Use the ProVia app to configure doors and windows or select from an extensive collection of vinyl siding, manufactured stone and metal roofing styles.

## FEATURES

Door and Window Configuration

Vinyl Siding Profiles, Colors and Accessory Accents

Manufactured Stone Styles, Color Palettes and Grout Options

Metal Roofing Profiles, Trims and Colors

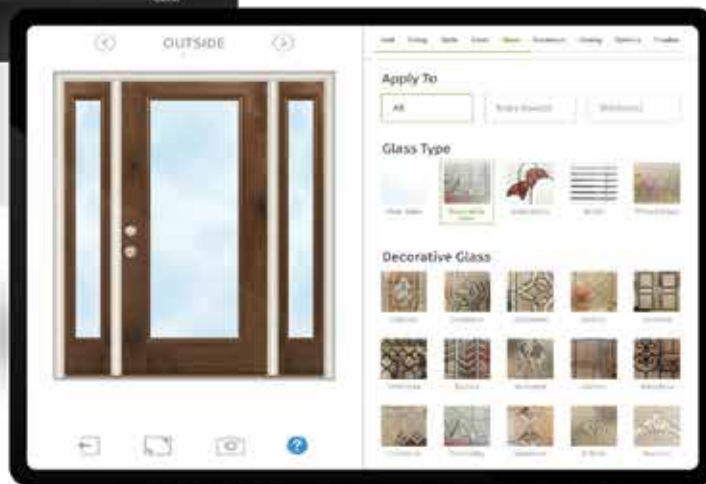
Videos, Photo Galleries and Catalogs

ProVia Dealer Locator



## SOCIAL MEDIA

We love seeing how you apply our products to your ▾ home. Please share your photos with us.





“To serve, by caring for details in ways others won’t.” It’s not just our mission, but a way of letting our light shine every day at ProVia®. We continually strive to put these words into action by providing unmatched quality and service. The P-icon symbolizes each employee’s commitment to devoting the utmost care, pride and quality into each building product we manufacture...it’s The Professional Way.



At ProVia, we manufacture energy efficient products and exercise corporate environmental stewardship by recycling, reducing pollution emissions and much more. In fact, our company has received repeated awards from the Environmental Protection Agency such as Partner of the Year - Sustained Excellence for outstanding efforts in energy savings.



Distributed by: